

“Fabulous Fables (and Amazing Animals)”

A Concert by **jewel winds**

PRE-CONCERT GUIDE FOR SCHOOLS AND LIBRARIES

This guide is produced by **jewel winds**. It is provided free of charge. Its contents are adaptable with listeners of a variety of ages and musical backgrounds. Teachers and librarians receiving this guide may reproduce any part of it for use at their school or library.

CONCERT PROGRAM SELECTIONS:

Teddy Bears Picnic.....Bratton, arr. Larrick

Folk Suite for Woodwind Quintet.....Karen Gorton
The Russian Bear

Aesop’s Fables.....Rebecca Oswald
www.rebeccaoswald.com
FabulousFablesStudyGuide
The Ant and the Grasshopper
The Town Mouse and the Country Mouse
The Hare and the Tortoise
The Wind and the Sun
The Lion and the Mouse

Pictures at an Exhibition.....Moussorgsky, arr. Kessler
Ballet of the Chickens in Their Shells

PROGRAM BACKGROUND

A Wind Quintet

Jewel winds is a wind quintet. “Quintet” means that there are five players in the group. Wind instruments are those that require air to create the sounds. Instruments from the brass and woodwind families are wind instruments. In a wind quintet, four of the musicians play woodwind instruments: flute, oboe, clarinet and bassoon. The fifth musician in the group plays the French horn, a brass instrument. See below for pictures of each instrument.



FLUTE



OBOE



CLARINET



BASSOON



FRENCH HORN

The modern wind quintet has been around for a long time, although in varying degrees of popularity through the years. Two composers, Reicha (“rye-kah”) and Danzi (“donn-zee”), wrote several pieces for wind quintet during the 1800’s that helped bring the ensemble into the mainstream of chamber music groups.

Music on the Program - Arrangements and Original Works

Most groups play a variety of music, and **jewel winds** is no different. On our program, we will play arrangements as well as pieces written originally for wind quintet. An **arrangement** is a piece that was originally composed for a different group of musicians, and has been re-written and changed around in order to be played by the quintet. *Teddy Bears Picnic* and *Ballet of the Chickens in Their Shells* are examples of arrangements. These pieces were originally written for a different combination of instruments or voices. *Aesop's Fables*, on the other hand, is an original piece written for wind quintet and narrator, by living composer Rebecca Oswald. More information about composer Rebecca Oswald and her music can be found at her website, www.rebeccaoswald.com.

Aesop

Not much is known about the person who wrote the famous fables called "Aesop's Fables." Most people think that Aesop was a philosopher of sorts who lived many, many years ago. He was great at telling stories, and at making his listeners think about their lives and the choices they were making through the "morals" at the end of his tales.

Aesop's Fables

The central piece on our program is *Aesop's Fables*. This piece consists of five short movements, each based on a different and well known fable of Aesop. The fables are:

The Ant and the Grasshopper
The Town Mouse and the Country Mouse
The Hare and the Tortoise
The Wind and the Sun
The Lion and the Mouse

Fables

Many different versions of fables exist. A huge online collection of Aesop's Fables is located at www.aesopfables.com. A wonderful guide to writing fables can be found at www.slideshare.net/lolaceituno/how-to-write-a-fable.

The basic characteristics of a fable are these:

- A lesson is taught in the story (the "moral")
- The characters are often animals who have human traits, such as being able to talk
- The animal characters are often natural enemies (ie., cat/dog)
- The story is short
- The moral is stated at the end

Fables, continued...

Students may wish to note that fables are different from fairy tales. A **fairy tale** is a fictional story that may feature folkloric characters (such as fairies, goblins, elves, trolls, witches, etc..) and enchantments or spells, often involving a far-fetched sequence of events. It is usually much longer than a fable, but it also may include some kind of lesson or moral at the end (although it may not be specifically stated as such).

In the piece *Aesop's Fables* which **jewel winds** will perform, the animals in the fables are depicted by the instruments of the quintet. For example, in *The Ant and the Grasshopper*, the oboe is the ant and the bassoon is the grasshopper. In this fable, the ant is trudging along, saving and storing food for winter. The grasshopper is jumping about happily, having a great time but not even thinking of planning for winter. When winter comes, he is sorely disappointed to have no food! The moral is of course, stated at the end, and the rest of the movements follow suit in this manner.

Jewel winds will provide plenty of descriptive introductions to the movements of the fables, but teachers may wish to prepare students more fully by reading some or all of the fables listed in the piece. Please refer to the websites listed earlier to access online versions of the fables. There are many other books of fables that may provide interest as well, for example...

Fables by Arnold Lobel

The Little Book of Fables adapted by Veronica Uribe

Just So Stories by Rudyard Kipling

...to name a few.

Pre- or Post-Concert Activities

For younger grades –

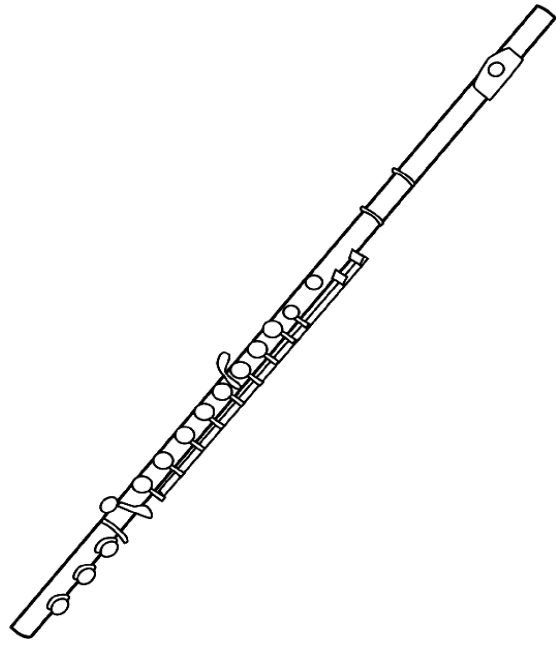
1. Color the attached picture of the instruments of the wind quintet, while listening to recording(s) of a wind quintet on cd or computer.
2. Read the five fables aloud, and discuss the morals of the stories.
3. Complete some or all of the attached “Read, Draw and Write” pages.

For older grades –

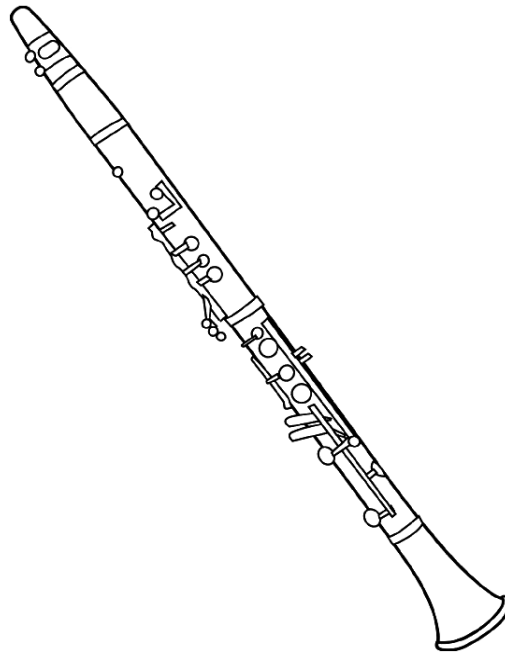
1. With teacher guidance, complete the attached wind instrument study sheet.
2. Read the five fables aloud and discuss the morals of the stories.
3. Visit website www.slideshare.net/lolaceituno/how-to-write-a-fable and explore ideas for writing a fable.
4. As a prelude exercise to writing their own fables, have students complete the attached “Finish the Story” page.
5. Guide each student in writing an original fable.

Name _____

Color the Instruments.



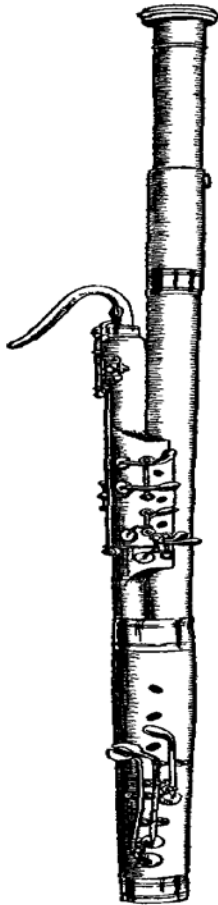
Flute



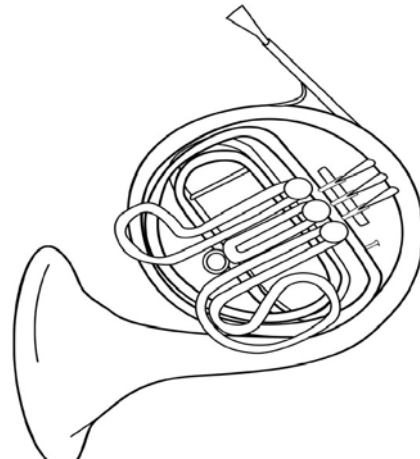
Clarinet



Oboe



Bassoon



French Horn

Name _____

Read, Draw and Write – “The Lion and the Mouse”

The lion needed help. All his friends ran away. The little mouse helped him. The mouse had made a promise. The lion and the mouse are now friends.

Draw a picture of the lion and the mouse playing together.

The mouse likes the lion because

The lion didn't know

The lion and the mouse want to

Name _____

Read, Draw and Write – “The City Mouse and the Country Mouse”

The Country Mouse visited the City Mouse. The City Mouse lived in a big house. But there was danger everywhere! The Country Mouse left quickly.

Draw a picture of the Country Mouse running away.

The City Mouse thinks that the country is

_____.

The Country Mouse was afraid because

_____.

The City Mouse was sad when

_____.

Name _____

Read, Draw and Write – “The Tortoise and the Hare”

The Hare could run very fast. He boasted to all of the animals. The Tortoise walked steadily in the race. The Tortoise won the race!

Draw a picture of the Tortoise crossing the finish line.






The Hare likes to

The Tortoise thinks the Hare will

The animals cheered when

WIND INSTRUMENT STUDY SHEET (Teacher's Key)

Name _____

INSTRUMENT	FAMILY	RANGE	PICTURE
Flute	Woodwind	High	
Oboe	Woodwind	Medium high	
Clarinet	Woodwind	Medium high	
Bassoon	Woodwind	Low	
French horn	Brass	Medium Low	

WIND INSTRUMENT STUDY SHEET (Student Copy)

Name _____

INSTRUMENT	FAMILY	RANGE	PICTURE
			